

# How to use Express Care® Online



1

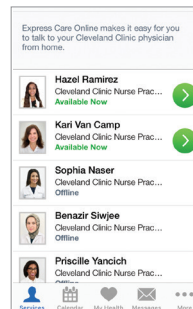
Download the free Cleveland Clinic Express Care Online app on your mobile device. When the app is launched, log in with the following information:

**Email:** health@rns.cc

**Password:** rns123\*

2

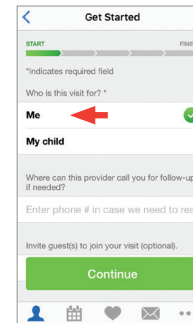
Once you're signed in, select **"Rothesay Netherwood School"**. You'll see a page of available clinicians. Select the provider you want to see. You can also review bios of the clinicians by clicking on their names.



3

Once you've selected the provider, select the name of the child the visit is for.

**If the child is new to Express Care Online, choose "Another child", then follow the prompts to add their profile and continue to the visit.**

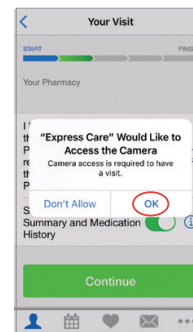
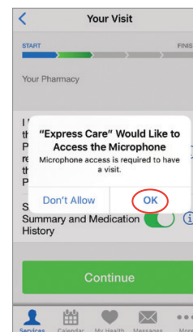


4

On the "Your Visit" page, you can type the reason for your visit. Check the Notice of Privacy box. Then click "Continue".

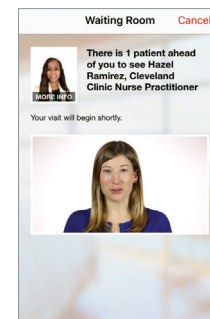
5

You'll want your provider to be able to see and hear you. Make sure you allow access to your microphone and camera.



6

You'll be directed to a virtual waiting room, and after a short wait, you can video chat live with the provider you selected to discuss your health concerns.



## Questions?

1.844.338.3355

[expresscarecanada@ccf.org](mailto:expresscarecanada@ccf.org)

